

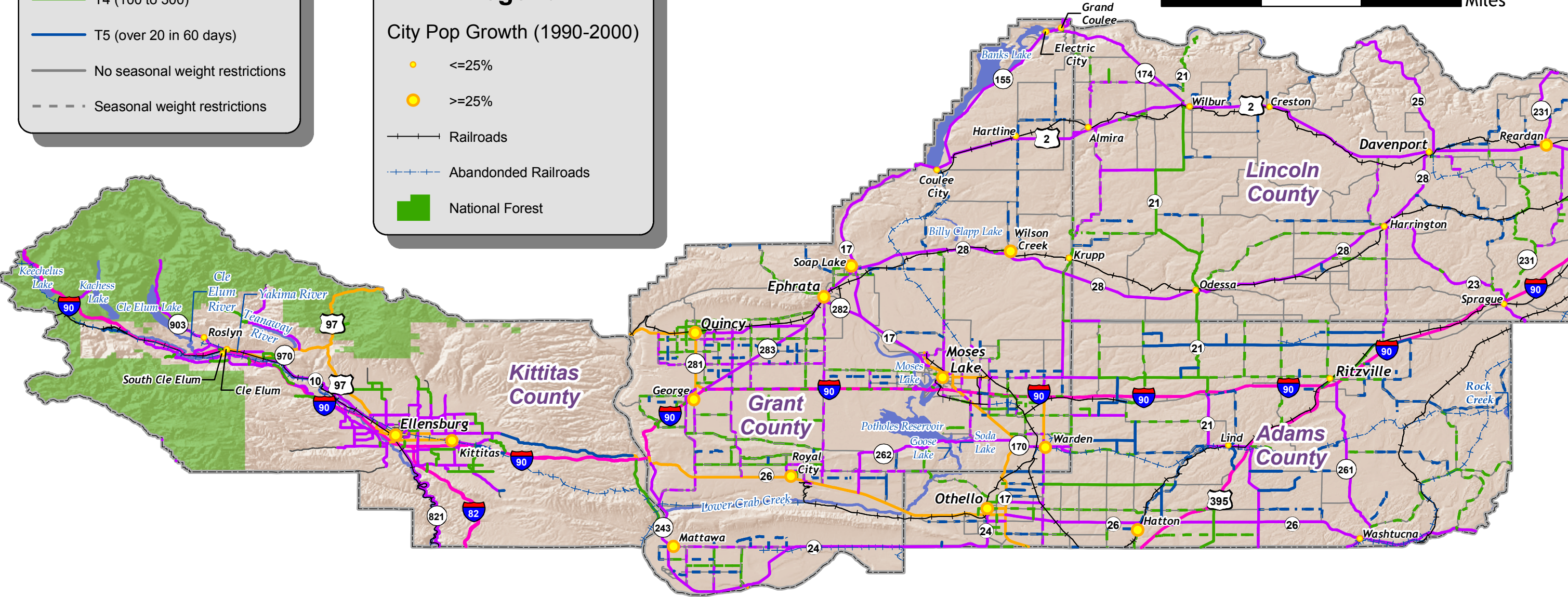
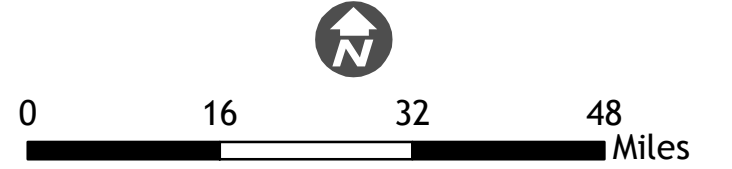
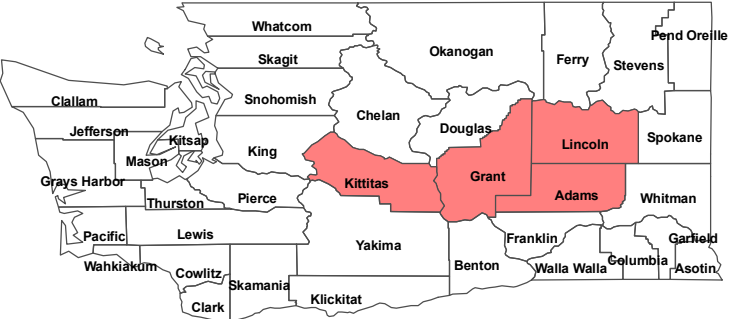
**Tonage Class  
T1 - T5  
Tons Annual  
(in thousands)**

- T1 (over 10,000)
- T2 (4,000 to 10,000)
- T3 (300 to 10,000)
- T4 (100 to 300)
- T5 (over 20 in 60 days)
- No seasonal weight restrictions
- - - Seasonal weight restrictions

**Legend**

City Pop Growth (1990-2000)

- <=25%
- >=25%
- Railroads
- - - Abandoned Railroads
- National Forest



**QUAD-CO Regional  
Transportation Plan Update**

**Freight and Goods  
System Roadway  
Network**

**Figure 6**