

Stormwater Particle Size Distribution (PSD) & Implications for BMP Effectiveness

Stormwater Work Group Presentation

September 2023



Presentation Overview



EVERGREEN
STORMH2O

- Team Introduction
- Study Background & Overview
- Review Findings Related to Study Objectives
- Highlights & Takeaways
- Future Research Recommendations

Team Introduction



EVERGREEN
STORMH2O

Lead Entity

Department of Natural Resources
Erika Shaffer, Project Manager

TAC

Dana DeLeon, City of Tacoma
Michael Henao, City of Pasco
Ani Jayakaran, WSC
Carla Milesi, WSC

Partner Entity

Evergreen StormH2O



Aimee Navickis-Brasch, PhD, PE
Project Manager



Taylor Hoffman-Ballard, PE
Research Lead



Mark Maurer, PE, PLA
Technical Resource & QA/QC Lead



Patrick Volsky, EIT
Research Support

Study Background & Overview



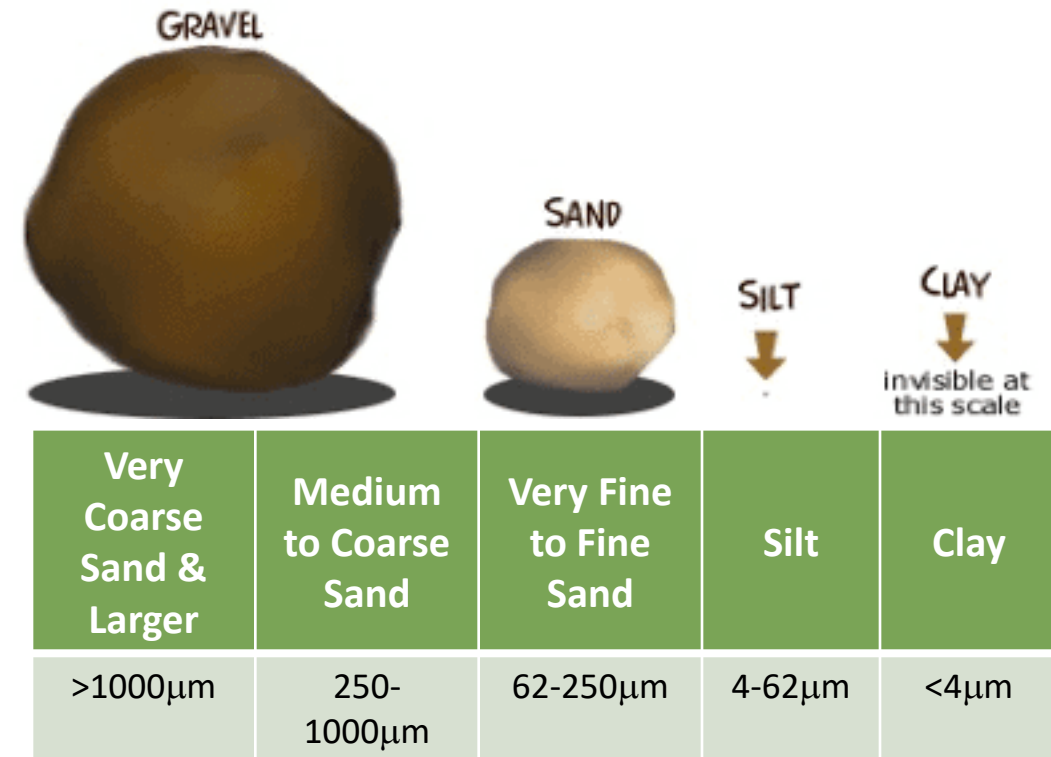
EVERGREEN
STORMH2O

Project Background

- In Washington, the highest concentration of stormwater particles is believed to be silt-sized
 - TAPE & monitoring studies require PSD testing
- PSD BMP effectiveness is rarely reported
- It is challenging to find laboratories that perform methods defined in TAPE Manual

Study focused on:

- Particle sizes sampleable in stormwater runoff
- Particle physical size



Study Background & Overview



EVERGREEN
STORMH2O

Goal

Evaluate how pollutant types & loads vary with particle size & summarize the pollutant removal mechanisms & effectiveness of a range of BMP types. Use results to develop guidance for selecting effective BMPs for a site based on anticipated PSD.

Summary - Does particle size matter? If so, where does it matter, and which BMPs are best given specific site conditions?

Objectives

- Identify and recommend PSD test methods
- Characterize PSD sources (basin characteristics)
- Identify the influence of PSD on stormwater chemistry
- Identify detrimental impacts of particle sizes on receiving waters
- Determine BMP effectiveness as a function of PSD

Methods



- Conduct systematic literature review
- Synthesize information into narratives
- Compile & analyze data

Findings



EVERGREEN
STORMH2O

Identify & recommend PSD test methods

- Identify Test Methods
 - PSD, Sediment Concentrations, TSS
- Develop Criteria 
 - Compare & Rank Methods
 - Assess Data Quality
- Recommendation
- ASTM Method D3977-97B  **Pair**
 - Laser Diffraction
- Reasoning
 - ASTM Method → account for larger particles
 - Laser Diffraction → better fine particle representation

Criteria Categories

- ✓ Detection limits
- ✓ Reproducibility
- ✓ Time to perform analysis
- ✓ Cost per test
- ✓ Availability of testing

Findings

Characterize sources to stormwater



EVERGREEN
STORMH₂O

Purpose: Identify how basin characteristics influence PSD; use to estimate pollutant loads and BMP selection.

Findings: Insufficient data to correlate basin characteristics to PSD.

- Collected PSD data
 - PSD data reported with multiple unit types & different testing methods
 - Basin characteristics often not reported
 - Most commonly reported: roadway land use & basin area
- PSD dry deposited particles on roadway are either:
 - Evenly distributed between silt and very coarse sand, OR
 - Most particles are smaller than very fine sand
- In stormwater runoff, most particles in silt size range
 - Though coarser sizes can still comprise a significant portion of the load

Bias Concerns:

Site Selection & Sampler

Findings



EVERGREEN
STORMH2O

Identify PSD influence on stormwater chemistry

Purpose: Identify what is known about the influence of PSD on stormwater chemistry to aid in understanding pollutant transport & BMP treatment mechanisms needed to remove pollutants.

Findings: Insufficient data on land use types & basin characteristics.

- Most studies focused on heavy metals attached to particles
 - Some studied nutrients, PAHs attached to particles
- Heavy metals tend to attach to clay/silt-sized particles
- High nutrient concentrations associated with clay/silt-sized particles
- PAHs tend to attach to silt- and very coarse sand-sized particles
- Particle size associated with pollutant loads differs between monitoring sites

Findings

Identify impacts to water bodies



EVERGREEN
STORMH₂O

Purpose: Identify detrimental impacts of different particle sizes on receiving water bodies.

Findings: No studies were located that focused on the specific impacts of PSD ranges on receiving water bodies.

- Few sources reported stormwater PSD ranges that reach water bodies
 - Metals, nutrients, & bacteria concentrations higher in clay & silt-sized particles
 - Targeting this particle size could reduce highest concentrations
- WA State may be approaching removal in a way that best benefits water bodies
 - More research needed to confirm
- Insufficient data to determine threshold related to PSD in water bodies

Findings

Determine BMP effectiveness

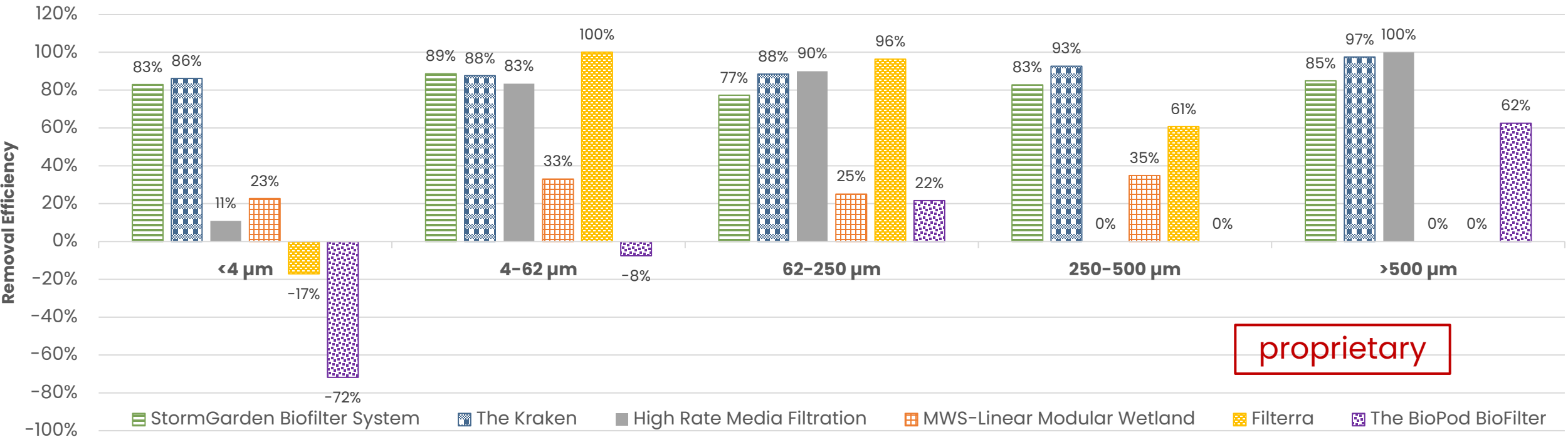
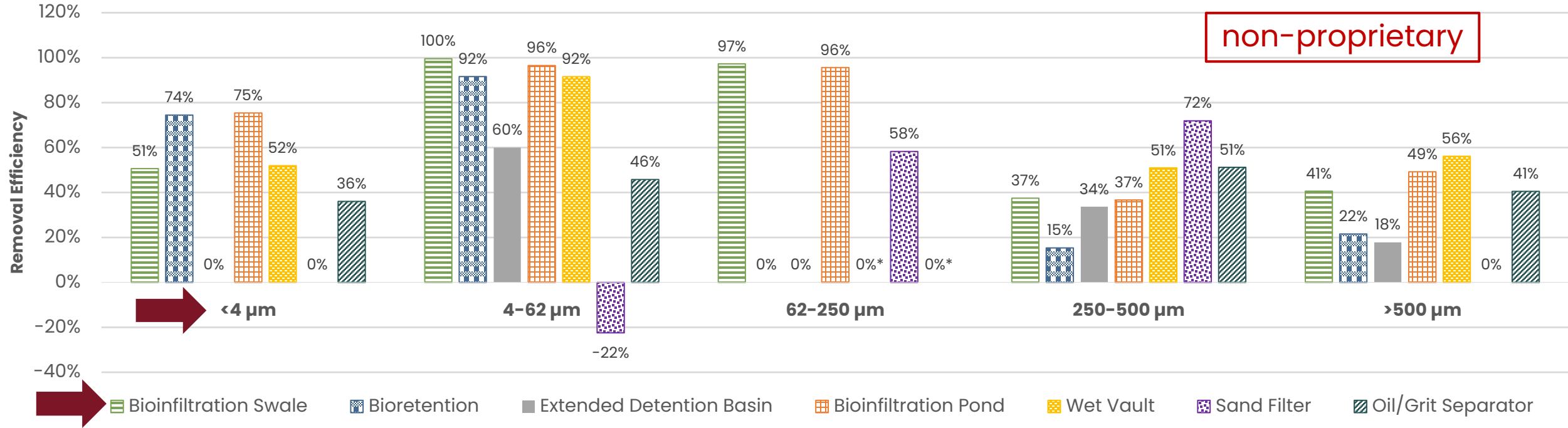


EVERGREEN
STORMH2O

Purpose: Identify and report on structural, operational, & source control BMP effectiveness based on the range of particle sizes.

Findings:

- BMP data located:
 - 19 structural BMPs
 - 1 source control BMP (street sweeping)
 - Most findings based on only a few data points
 - Other Ecology-approved BMPs with no data
- BMPs generally achieve highest removal for silt-sized particles
- Proprietary BMPs achieved highest removal across particle sizes



Findings

Determine BMP effectiveness



EVERGREEN
STORMH2O

- Street sweeping achieved removal across particle sizes
 - Except for regenerative air sweeper (due to one source)

BMP	Units	Sources	% Removal				
			<4	4-62	62-250	250-500	>500
Mechanical Street Sweeper	%	2	-	56.5	52.9	44.4	61
Vacuum Street Sweeper	%	2	-	65.0	69.9	85.9	87.7
Regenerative Air Street Sweeper	%	3	-133	-73.5	41.8	80.0	79.0

Highlights & Takeaways



EVERGREEN
STORMH2O

- Stormwater PSD concentration is highest for clay/silt-sized particles
- Pollutant concentrations appear higher for clay/silt-sized particles, but particle size associated with highest pollutant load varies.
 - Most BMPs appear to target these sizes
- Application of study results not always possible due to lack of data
 - Addressing data gaps on following slide may allow for future application

Future Research Recommendations



EVERGREEN
STORMH2O

Testing Methods

Use consistent PSD testing method; correlation between laser diffraction and TAPE method

Basin Characteristics

Report basin characteristics (e.g., AADT, surface conditions, land use, basin area) with PSD results

Pollutant Concentrations

More data reporting pollutant concentration in terms of particle size

Water Bodies

Research to understand how particle sizes impact different water bodies

BMP Effectiveness

More data for BMPs; additional data for BMPs identified in the report at different sites

Sampler Bias

Research to understand potential bias from automated samplers, site selected for testing, etc.



Questions?



EVERGREEN
STORMH2O

Aimee Navickis-Brasch, PhD, PE
aimee@evergreenstormh2o.com

Taylor Hoffman-Ballard, PE
taylor@evergreenstormh2o.com