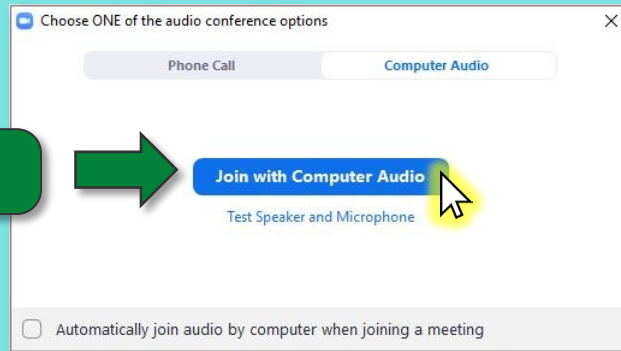


Welcome

Please connect your audio and join

Join

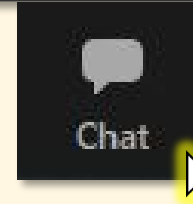
Connect Audio & Join



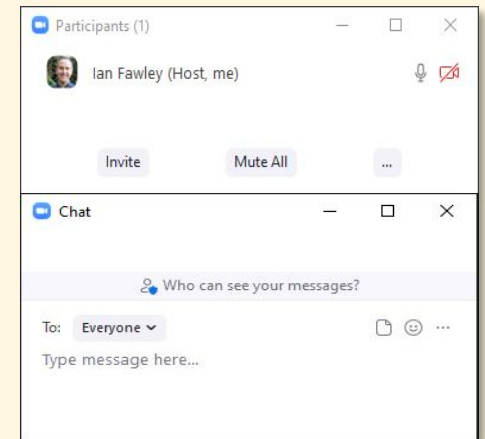
Tip Try your computer audio *first*.

If you'd like, you can test your speaker and microphone *before* joining.

Participate



Question?
Need help?
Chat with us!

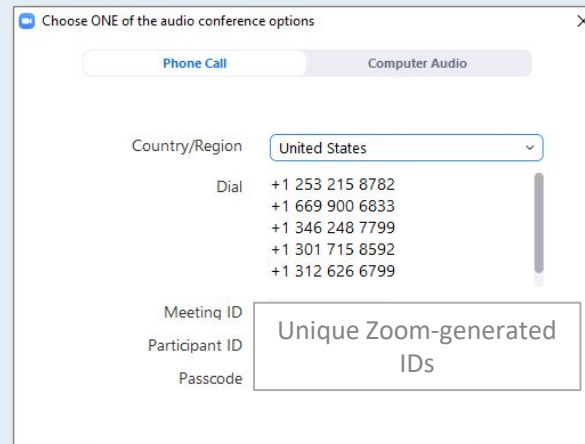


Audio

A Best Option: Use computer for audio

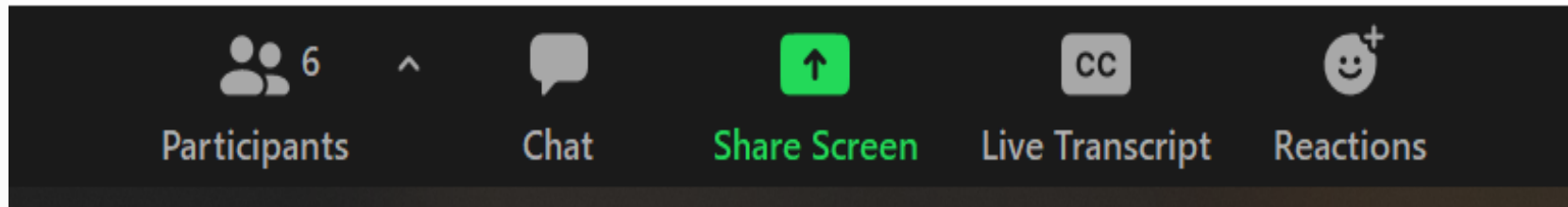
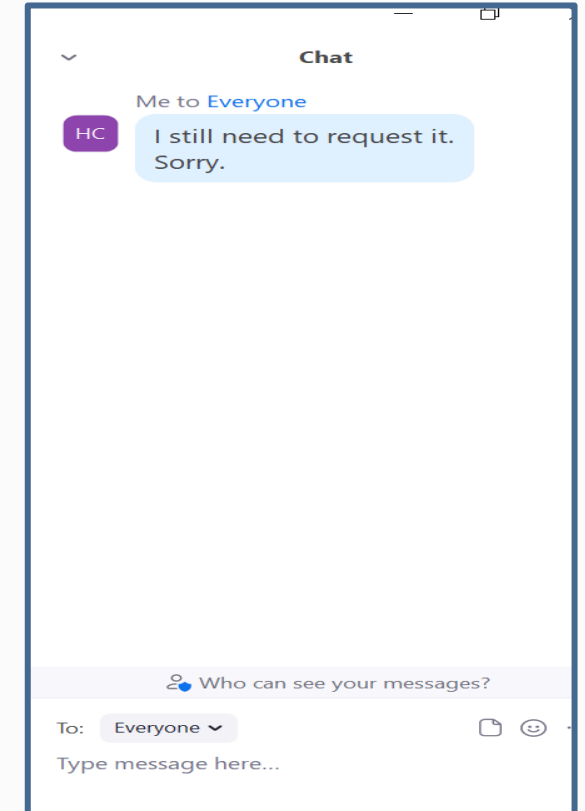
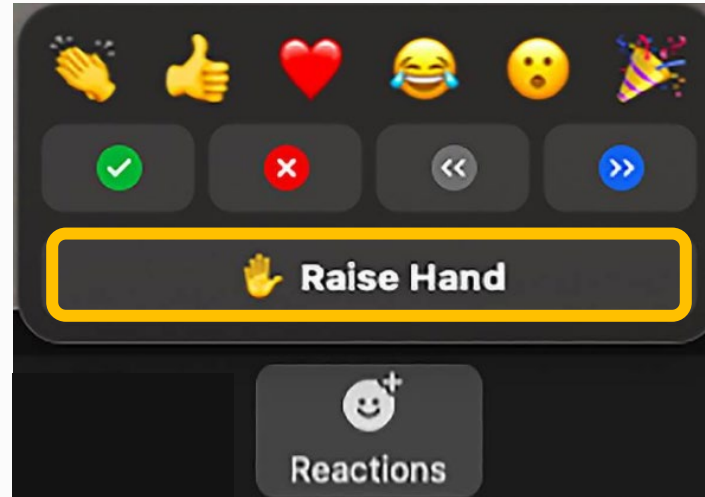
B If selecting "Phone Call"...

- Dial: **1 253 215 8782 (Tacoma)**
- Enter Zoom Meeting ID **820 311 5011**, followed by "#"
- Enter your unique Zoom Participant ID, followed by "#"



Navigating Zoom features

- Chat
- Raise hand & Reactions



If you CALLED into the meeting here are tools to participate:
***9 - Raise/lower hand**

Water Quality Partnership

June 15, 2023




Welcome	Vince McGowan	10:00 – 10:15
PFAS	Mike Means, DOH Amanda Gillen, Ecology	10:15 – 10:50
Grant and Loan updates	Jessica Schwing	10:50 – 11:00
Watershed Management Updates	Ben Rau Melissa Gildersleeve	11:00 – 11:30
General Permit Updates	Lucienne Banning	11:30 – 11:45
Roundtable	All	11:45 – 11:55
Wrap up	Colleen Keltz	11:55 – 12:00



DEPARTMENT OF
ECOLOGY
State of Washington

Welcome and updates

Vince McGowan



2023-2025 Water Quality Budget highlights

Vince McGowan

2023-25 Operating Budget

- Total of 343.2 FTEs in the Operating Budget for WQP
- New FTEs and dollar amounts include agency indirect for budget decision packages.

Budget Item	FTEs	Dollars
Toxic Tire Wear in Stormwater	8.4	\$ 5,195,000
Municipal Wastewater Permitting	17.3	\$ 5,002,000
Industrial Discharge Permitting	18.4	\$ 5,130,000
WQ Grant & Loan Administration	8.6	\$ 2,136,000
Contaminated Sites Redevelopment	5.8	\$ 1,430,000
Addressing Nonpoint Pollution	10.4	\$ 2,256,000
WQ Fee and Loan Tracking Systems	1.2	\$ 468,000
Clean Energy Permitting (HB 1216) (WQP portion only)	2.0	\$ 617,606
Total Operating Budget Items	72.1	\$ 22,234,606

2023-25 Capital Budget

- Total of 23 FTEs in the Capital Budget for WQP
- New FTEs and dollar amounts include agency indirect for capital project requests
- Stormwater staff added to improve grant management and project outcomes
- Water Pollution Control and Centennial FTEs are funded in the Operating Budget

Budget Item	New FTEs	Dollars
Centennial Clean Water Program	0.0	\$ 40,000,000
Freshwater Aquatic Invasive Plants Grant Program	0.0	\$ 1,700,000
Stormwater Financial Assistance Program	4.0	\$ 68,000,000
Freshwater Algae Grant Program	0.0	\$ 750,000
Water Pollution Control Revolving Program	0.0	\$ 635,000,000
State Match - Water Pollution Control Revolving Program	0.0	\$ 35,000,000
Stormwater Public Private Partnerships	0.0	\$ 3,000,000
Sewer Overflow & Stormwater Reuse Municipal Grants Prog	0.0	\$ 16,700,000
Total Capital Budget Items	4.0	\$ 800,150,000

Proviso: Spokane River

ESSB 5187 Section 302 (6) \$2,000,000 of the model toxics control operating account— state appropriation is provided solely for the department to convene a stakeholder group, including representatives from overburdened communities, to assist with developing a water quality implementation plan for polychlorinated biphenyls and to address other emerging contaminants in the Spokane river.

The department must also consult with the Spokane tribe of Indians and other interested tribes when developing and implementing actions to address water quality in the Spokane river.

Proviso: Addressing Nonpoint Pollution

ESSB 5187 Section 302 (16) \$2,256,000 of the model toxics control operating account— state appropriation is provided solely for the department to provide technical assistance to landowners and local governments to promote voluntary compliance, implement best management practices, and support implementation of water quality clean-up plans in shellfish growing areas, agricultural areas, forestlands, and other types of land uses, including technical assistance focused on protection and restoration of critical riparian management areas important for salmon recovery.

Proviso: Toxic Tire Wear in Stormwater

ESSB 5187 Section 302 (18) \$5,195,000 of the model toxics control operating account— state appropriation is provided solely to establish a program to monitor 6PPD compounds in water and sediment, identify effective best management practices to treat 6PPD in stormwater runoff, produce guidance on how and when to use best management practices for toxicity reduction to protect salmon and other aquatic life, and incorporate the guidance into stormwater management manuals.

The department may provide funding from this subsection to the University of Washington and Washington State University for the purposes of this subsection.

One-time funding

Proviso: Vancouver Lake

ESSB 5187 Section 302 (37) \$330,000 of the model toxics control operating account—state appropriation is provided solely for the department to provide a grant to Clark county for the purpose of developing and implementing a lake management plan to restore and maintain the health of Vancouver lake, a category 5 303(d) status impaired body of water.

The department must work with the county to include involvement by property owners around the lake and within the watersheds that drain to the lake, the department of natural resources, other state agencies and local governments with proprietary or regulatory jurisdiction, tribes, and nonprofit organizations advocating for the health of the lake. The plan should incorporate work already completed by the county and other entities involved in development of the lake management strategy.

Proviso: Clean Energy Permitting (HB 1216)

ESSB 5187 Section 302 (30) \$13,248,000 of the climate commitment account—state appropriation is provided solely for implementation of Engrossed Second Substitute House Bill No. 1216 (clean energy siting). If the bill is not enacted by June 30, 2023, the amount provided in this subsection shall lapse.



PFAS

Mike Means, DOH

Amanda Gillen, Ecology



The Office of Drinking Water works with others to protect the people of Washington State by ensuring safe and reliable drinking water.



SBOH PFAS UPDATE

Office of Drinking Water
Office of Environmental Public Health Sciences

SBOH PFAS Update

Mike Means

*Capacity Development
and Policy Manager*

Office of Drinking Water

Barbara Morrissey

Toxicologist

Office of Environmental
Public Health Sciences

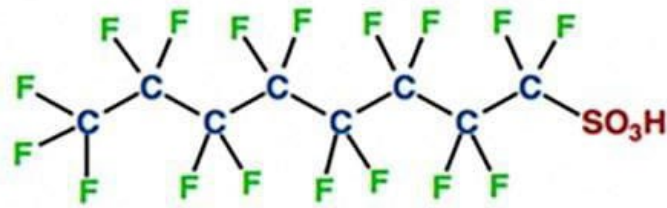
Outline

- Background
- Update on water testing required by rule
- Update on Results and Responses
- Funding
- New EPA science assessments
- Proposed MCLs and DOH comments
- Options for potential SBOH rule-making

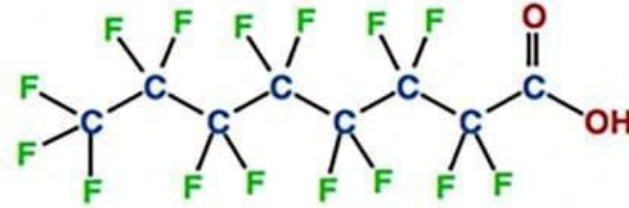
Perfluoroalkyl and Polyfluoroalkyl Substances (PFAS) Nonstick, Stain and Water Resistant, Heat Stable



Per- and polyfluoroalkyl substances (PFAS)



PFOS - perfluorooctanesulfonic acid



PFOA - perfluorooctanoic acid

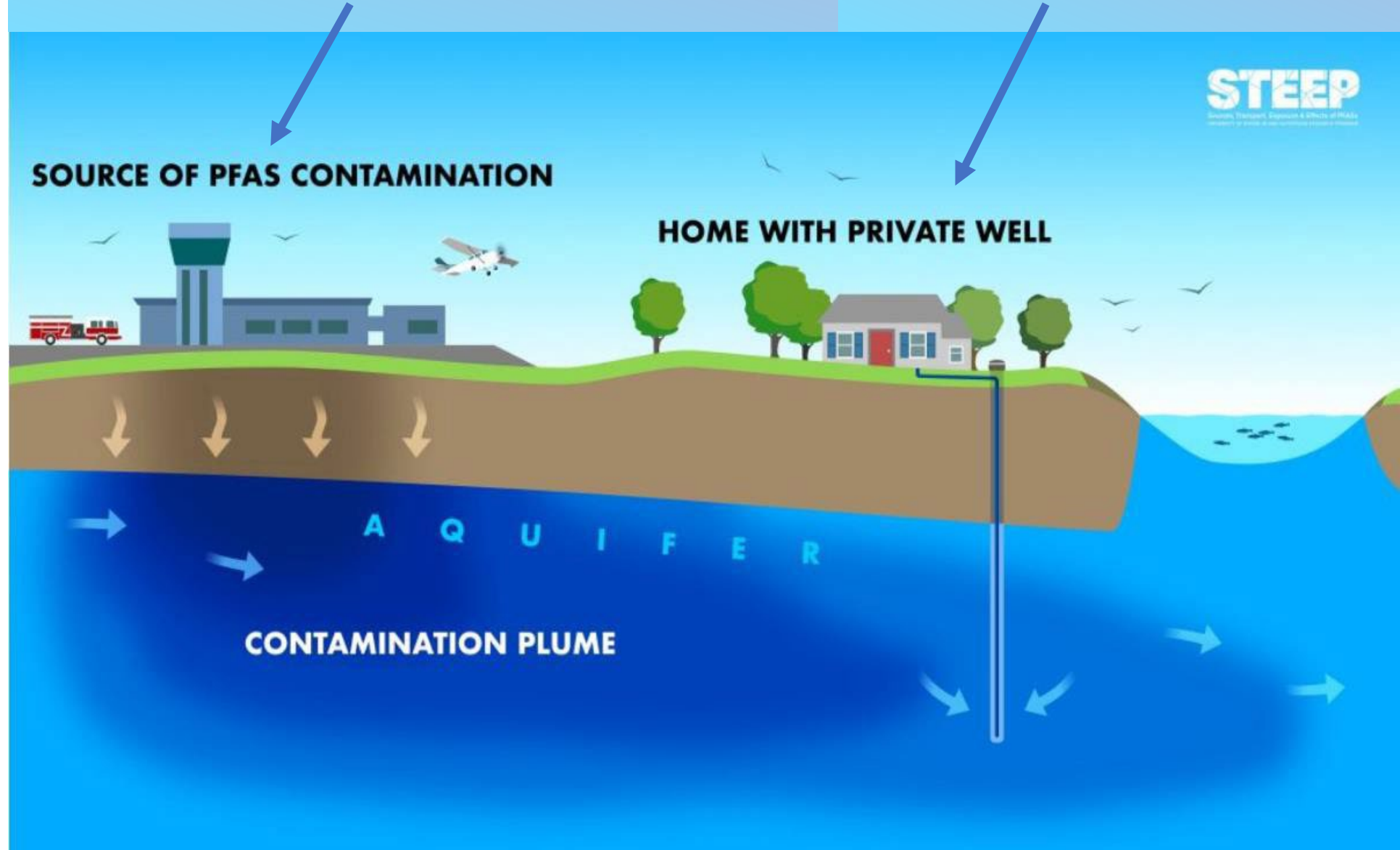
- Large class of Industrial chemicals, not naturally occurring
- Carbon—fluorine bond is extremely stable—**persistent**
- Some PFAS build up in fish, wildlife, people—**bioaccumulate**
- Fluorinated tail—repels water and oil, head group is water soluble—**mobile in water**

Known/suspected sources

- Military sites and civilian airports
- Fire fighting and training areas
- Landfills?
- Industrial discharge of PFAS?

Types of drinking water impacted

- Private wells and Group B systems
- Public water systems—Group A
- Schools, businesses



Health Concerns

Toxicity observed in **laboratory animals**



- Liver toxicity
- Developmental toxicity
- Reproductive toxicity
- Immune toxicity
- Endocrine disruption
- Tumors in liver, pancreas, testes

In humans, PFAS exposure is associated with



- ↑ Cholesterol levels
- ↓ Antibody response
- ↓ Birth weight
- ↑ Risk of kidney cancer
- ↑ Liver enzyme levels

- ↑ Hypertension during pregnancy
- ↑ Risk of thyroid disease
- ↑ Risk of testicular cancer

2021 State Action Levels (SALs)

Features

- State Action Levels for 5 PFAS
- Requires PFAS testing by most Group A water systems by December 2025
- Requires notification of customers
- Requires follow-up monitoring
- Treatment is not required but is encouraged and supported with earmarked funding

Drinking Water Contaminant	SAL (parts per trillion)
PFOA	10
PFOS	15
PFNA	9
PFHxS	65
PFBS	345

SALs set to be Health Protective

A level in water expected to be without appreciable health effects over a lifetime of exposure, including in sensitive groups.

Based on best available science at time.



DOH Implementation of SALs



Regulatory

Enforce requirements



Technical Assistance

Public Water Systems

Local Health
Departments



Home
Water
Treatment
for PFAS



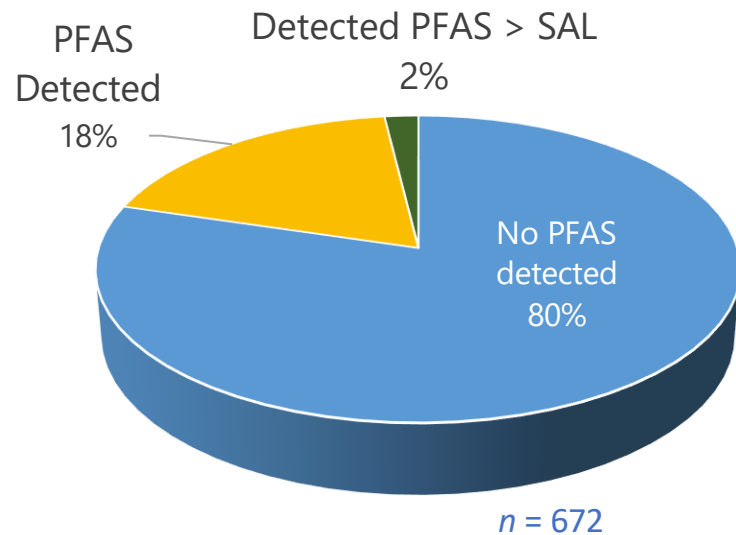
A guide to reducing PFAS levels in your household tap water

Public Health Advice

Develop advice

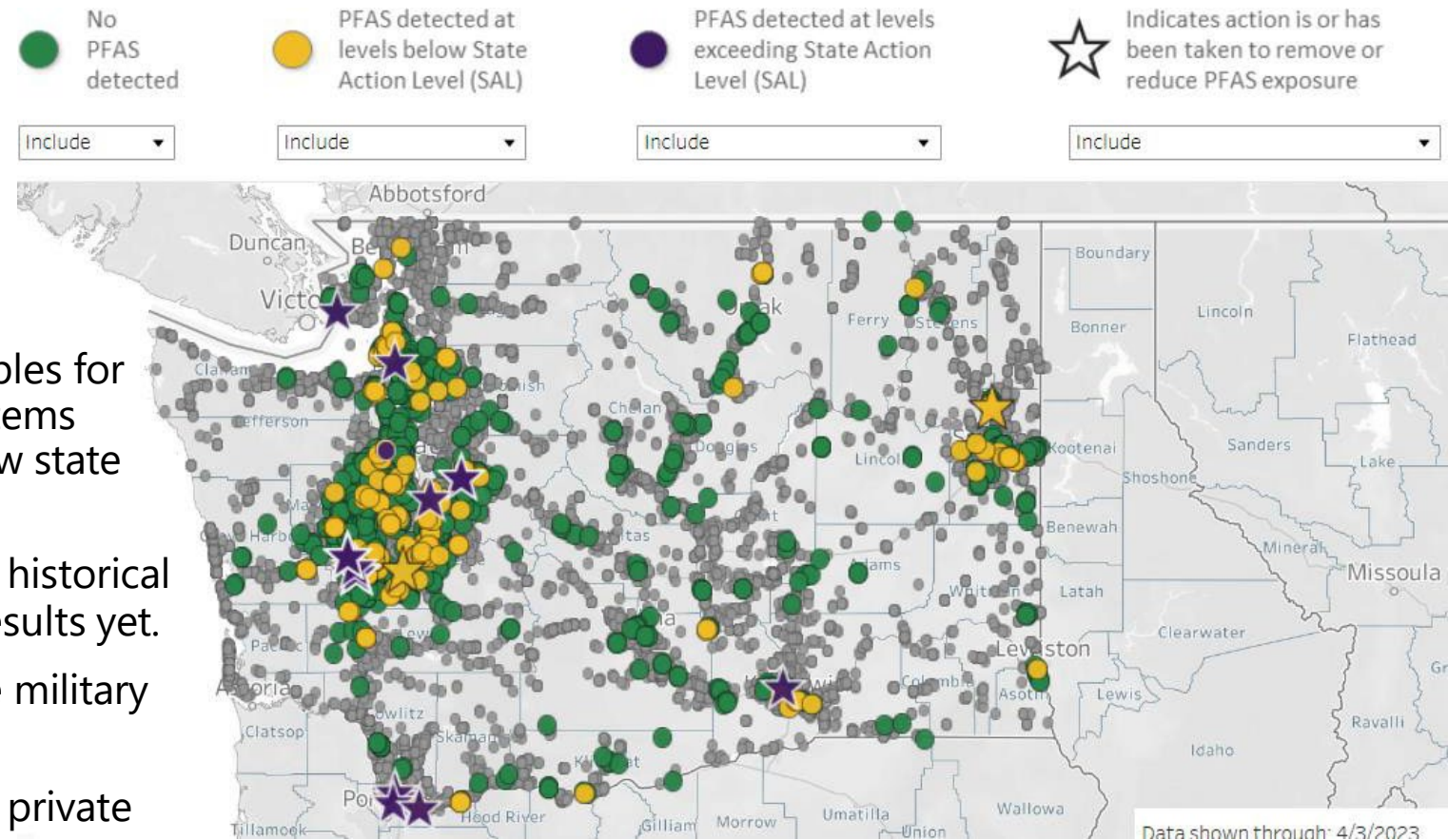
Support communications
with customers

Update on Drinking Water Testing



- ~1/4 of public water systems have tested for PFAS (672/2422 systems)
- 80% of systems tested report no PFAS
- 2% of water systems tested have PFAS > SAL


Map of PFAS Drinking Water Testing



Only includes samples for Group A water systems complying with new state rule.

- Doesn't include historical water testing results yet.
- Doesn't include military testing yet.
- Doesn't include private well results

Results



PFOA and PFOS SALs
drive exceedances.

1 source exceeds
PFBS and PFHxS SALs;
also > PFOS and PFOA

1 source exceeds SAL
for PFNA only.

Other PFAS

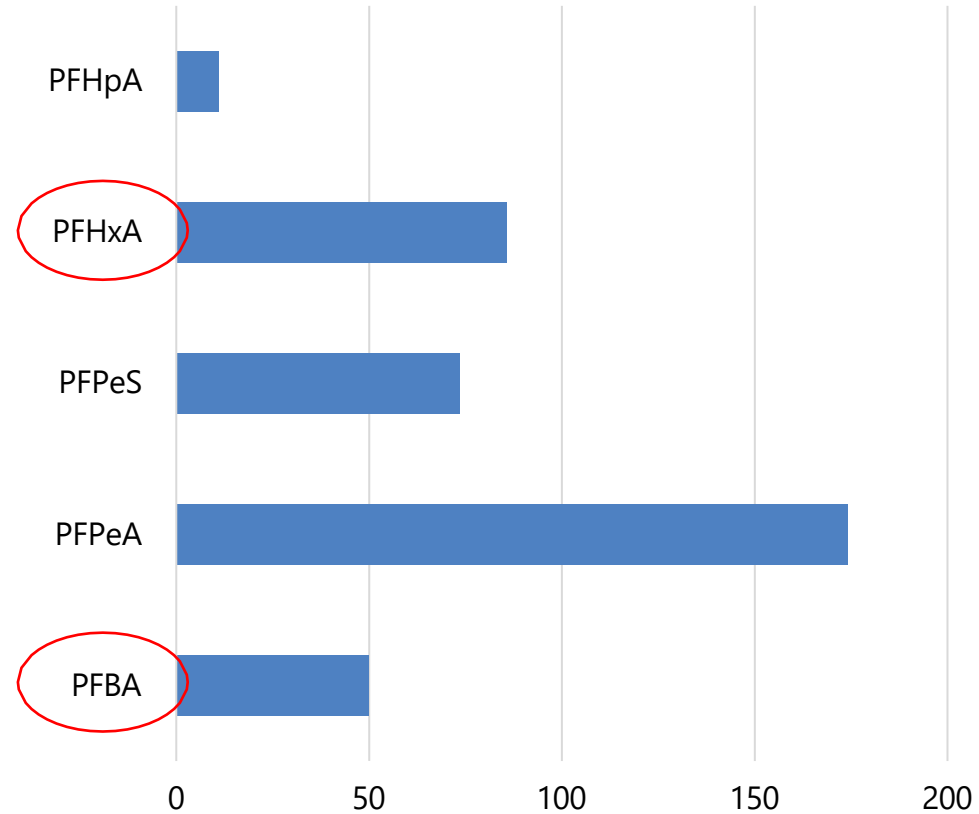
Five other PFAS frequently detected

No SAL to guide action

Develop state advice?

Adopt SAL? MCL?

Range of concentrations detected
- ng/L or ppt



Note: Range shown doesn't include one water system with multiple PFAS at very high levels in San Juan County (outlier).

How Water Systems are Responding to Detections

Community Water Systems

- Notifying public of SAL exceedance (required)
- Annual notification for PFAS detections (required)
- Some removing sources from service
- Some offering bottled water
- Exploring treatment alternatives

DOD Military Bases

- Providing bottled water and treatment solutions
- Not following State advice—follow EPA 2016 HAL


Tale of Two o Systems

Hannah Heights, San Juan County



Photo credit: Karen Ducey, The Seattle Times May 8, 2023.

- Serves 44 homes
- Very high levels of PFAS
- Do Not Drink—using bottled water for drinking and cooking
- San Juan County Health Dept, DOH, and Ecology are providing technical assistance
- Homeowners are researching options—applying for financial support



Understanding PFAS

Water safety in Vancouver

Providing our customers safe water and protecting public health is the City's top priority. On average, we deliver 9.5 billion gallons per year of clean and safe water to more than 270,000 people in a 72-square mile service area. Vancouver tests all drinking water in accordance with all state and federal requirements and in fact, puts its water through more stringent tests than U.S. and Washington laws require.


Like many jurisdictions, the City is addressing an emerging issue with per-and polyfluoroalkyl (PFAS) substances.

What are PFAS?

PFAS stands for per-and polyfluoroalkyl (PFAS) substances. PFAS are a group of over 5,000 manmade chemicals that are found in many common consumer and industrial products like non-stick cookware, food packaging, stain resistant fabrics, firefighting foam and more. Most PFAS don't break down, which is why they are also called "forever chemicals."

What is the source of PFAS in the City's water?

Though we know that PFAS are used in numerous consumer products, the specific sources contributing to PFAS in the City water supply are still not known. PFAS are widespread in the environment and throughout the world.



Consumer products known to contain PFAS.


Vancouver, WA

- Serves > 272,000 people
- Low levels of PFAS
- Managing as a chronic contaminant with advice for sensitive populations
- Hired engineering and communication consultants
- Partly funded by SRF to install filtration—*in process*

Educational Outreach & Community Engagement



Youtube videos & factsheets



- DOH and local health partner to help impacted communities know when and how to take action to reduce their exposure
- Communities should be respected as full partners in problem solving
- PFAS are still largely unregulated compounds, many gaps to bridge



Community Listening Sessions

Washington State Action Level for PFAS in Drinking Water



If your tap water has PFAS above our SALs, install a filter to reduce the PFAS in the water used for cooking and drinking.

This is especially important for people who are pregnant, breastfeeding, infants drinking formula mixed with tap water, and children under five.

PFAS in tap water don't go through skin easily. It's OK to bathe, wash dishes, laundry, etc.

Other Important Routes of Home Exposure

Gardening



- No clear guideline for what level in garden water is a problem
- Precautionary advice

Livestock



- No clear guideline for what level in animal drinking water is a problem
- Precautionary advice

Funding Resources for PFAS Water Testing and Mitigation

Group A Water Systems

- Drinking Water State Revolving Fund loans (DWSRF) \$75M*
- Infrastructure & Jobs Investment Act (IIJA) Stimulus Funding loans \$40.2M*
- IIJA Emerging Contaminants loans \$17M*
- Emerging Contaminants Small and Disadvantaged Communities (ED-SDC) grants \$17M

**Up to 100 percent loan principal forgiveness for disadvantaged communities. All amounts are \$/per year, unless otherwise marked.*

Group B Water Systems and Private Wells

- State Funding for 2023-2025 biennium only \$800K
- MTCA for Point-of-Use filters for private wells near Yakima Training Center with PFAS > SALs but below Army action level (70 ppt for PFOS+PFOA) \$70K**

***MTCA funding was one-time funding.*

Gaps in Access to Resources



- Lack of resources for interim response—providing alternate water while a long-term solution is researched and installed
- Federal funds for PFAS testing and mitigation are not available to private wells and Group B
- Smaller public water systems and private wells lack resources and capacity to find PFAS sources and recoup costs

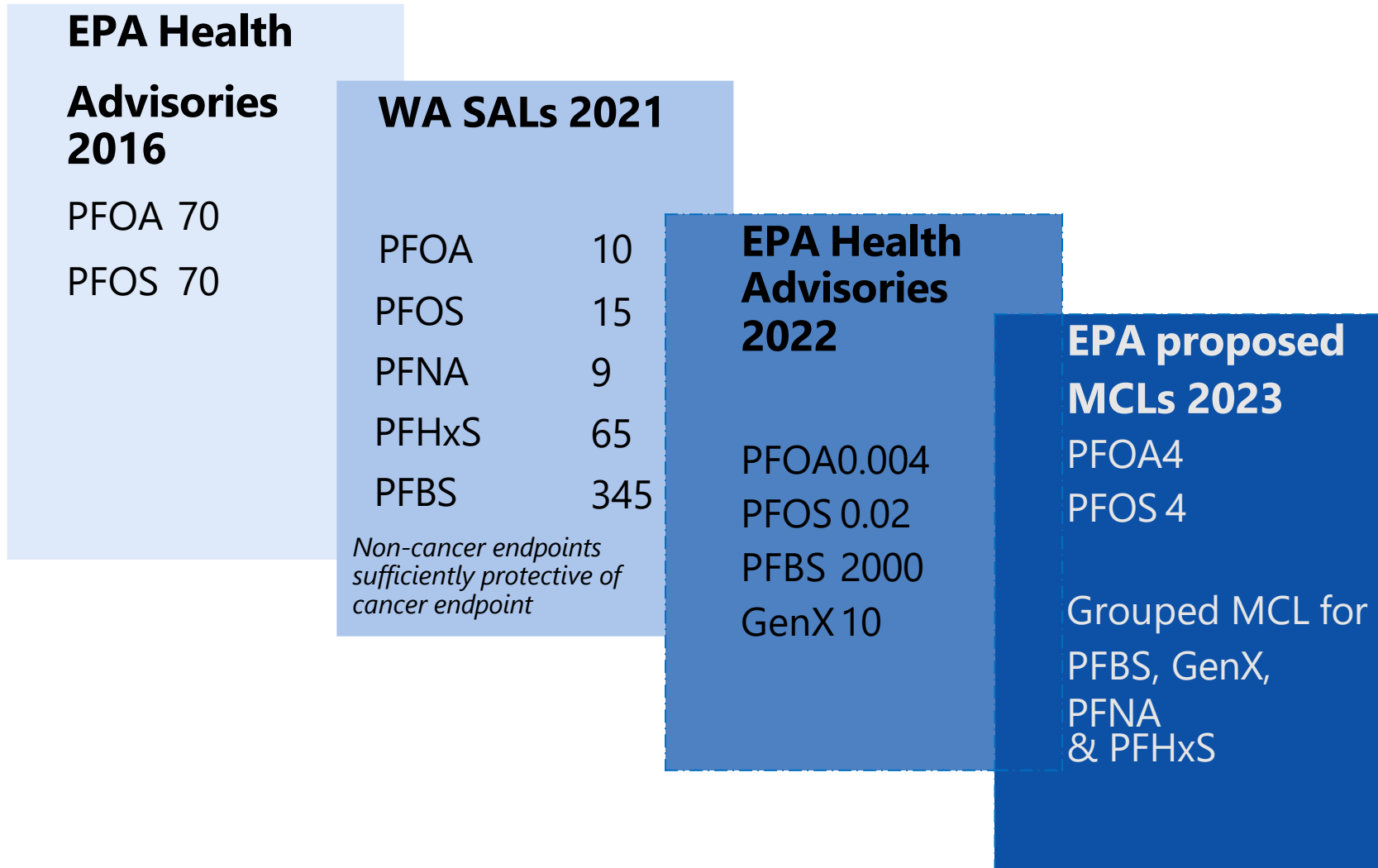
Health Equity Considerations



Health Advice

SAL or MCL w/ funding support

Evolving Health Guidelines for Drinking Water (ng/L or



EPA's Proposed National Standards for PFAS in Drinking Water

- DOH is providing comments
- Comment period closed May 30, 2023
- Coordinating with SBOH, Governor's Office, and Ecology

Comments

- DOH supports the rule in general
- Reconsider some science decisions on sensitive groups
- Identified areas to clarify and add more guidance
 - Data challenges
 - Small system compliance
 - Laboratory capability and capacity
 - Monitoring waivers

EPA New Science

2016

- Developmental effects in laboratory animal testing was basis for health-based values of PFOA, PFOS
- Not enough info to set values for other PFAS

2023

- Epidemiology studies are basis for new health-based values for PFOA, PFOS, immune, developmental, liver, cardiovascular effects for humans
- Humans more sensitive than rodents
- Regulating PFOA, PFOS as likely human carcinogens
- Regulating 4 PFAS as group—assume effects are additive

Impact of Proposed Federal MCLs

So Far...

Under WA SALs

- 22 sources at 14 public water systems exceed WA SALs

Under Proposed PFOA and PFOS MCLs

- 71 additional water sources would exceed at 47 public water systems

Evolving Health Guidance on PFAS in Drinking Water

State vs. proposed EPA MCLs for PFAS in Drinking Water (ng/L or parts per trillion)		
Individual PFAS	WA State Action Levels (2021)	EPA proposed MCL (2023)
PFOA	10	4
PFOS	15	4
Group MCL	HBWC used in hazard index*	
PFNA	9	10
PFHxS	65	9
PFBS	345	2,000
GenX	-	10

* Health-based water concentration (HBWC) are the "acceptable" values used to create a ratio of observed/acceptable for each of 4 PFAS. If the ratios add up to more than 1.0, the hazard index MCL is exceeded, and action must be taken to lower PFAS.

Options for Potential Rulemaking

- Wait for federal MCLs (2024?)
 - Adopt federal MCLs by reference when final
 - Retain WA PFBS number as state MCL
- Begin state rule-making in 2023?
 - Lower SAL values to match proposed MCLs
 - Adopt new SALs or MCLs for PFBA & PFHxA
 - Retain state requirement that TNCs test for PFAS in areas of contamination

US ARMY PFAS Test Results (2021-2022)

Legend

PFOA + PFOS (ppt)

- 0.0 - 4.0
- 4.0 - 10.0
- 10.0 - 70.0
- 70.0 - 350.0
- 350.0 - 700.0
- 700.0 - 1650.0

Yakima
Training
Center

0 0.5 1 2 Miles



Questions?





To request this document in another format, call 1-800-525-0127. Deaf or hard of hearing customers, please call 711 (Washington Relay) or email civil.rights@doh.wa.gov.



DEPARTMENT OF
ECOLOGY
State of Washington

Ecology's Water Quality Program's Approach to PFAS in Storm and Wastewater

Amanda Gillen, Chemical of Emerging (CEC) Coordinator

June 15, 2023

Agenda

- PFAS in Wastewater
 - Permit strategy
 - West Point permit
- PFAS in Stormwater
 - General Stormwater Construction Permit
- CEC subgroup

Permit strategy for PFAS in Wastewater (Individual permits)

- We are developing internal guidelines based on EPA's PFAS permitting recommendations, and Washington's Chemical Action Plan (CAP).
- Larger POTWs such as those with delegated pretreatment programs, or with industrial users likely to be discharging PFAS:
 - Industrial user identification and control programs
 - Influent PFAS sampling
- Industry types listed in EPA's PFAS Roadmap or expected to discharge PFAS will be required to monitor, and control sources if PFAS is found.
- Discharges to surface or ground water with human or aquatic life impacts from PFAS will get appropriate permit conditions.

Draft West Point Permit

- Accepting comments until **July 7th**.
- Consistent with 2022 revised CAP recommendations the proposed permit has the following conditions:
 - Monitor for PFAS in the influent to the West Point WWTP in years 2025 and 2026 using EPA method 1633
 - Identify and locate all possible industrial users with discharges that are expected or suspected to contain PFAS by *April 30th of 2025*. By *July 1, 2025* begin including a requirement in pretreatment permits for industrial users known or suspected of being sources of PFAS to complete a pollution prevention/source reduction plan.
 - Work with industries to control the sources of PFAS through the use of BMPs such as pollution prevention, product substitution, and good housekeeping practices.

Ecology's Approach to PFAS in Stormwater

Construction Stormwater General Permit - Administrative order for contaminated site in Redmond



DEPARTMENT OF
ECOLOGY
State of Washington

Administrative Order for a contaminated construction site in Redmond

- Install all pre-treatment and treatment systems with the capacity to hold treated dewatering water or contaminated construction stormwater prior to any discharge of dewatering water or contaminated construction stormwater to the receiving water body.
- Capture, contain and treat all contaminated dewatering water or contaminated construction stormwater prior to discharge to the receiving waterbody
- Use an Ecology-approved treatment system and media filtration to treat any contaminated dewatering water or contaminated construction stormwater. Ecology must be notified in advance if any changes in the treatment are made, with the exception of routine maintenance.
- All captured solids/sediments from the treatment of the dewatering water or contaminated construction stormwater must be transported to an approved disposal facility.



Chemical of Emerging Concern subgroup

Goal: To improve water quality

Objective:

- Identify solutions to address CECs in waste and stormwater
- Select priority CECs to develop guidance for
- Improve consistency in addressing these chemicals statewide

How we will do it...


Pull together Ecology SMEs to:

- Develop and compile guidance materials on various CECs
- Investigate/research methods of detection, indicator levels, source control options, treatment technologies, etc.
- Assist with development of treatment and monitoring requirements in permits
- Ensure consistency with what is happening at the federal level



Thank you

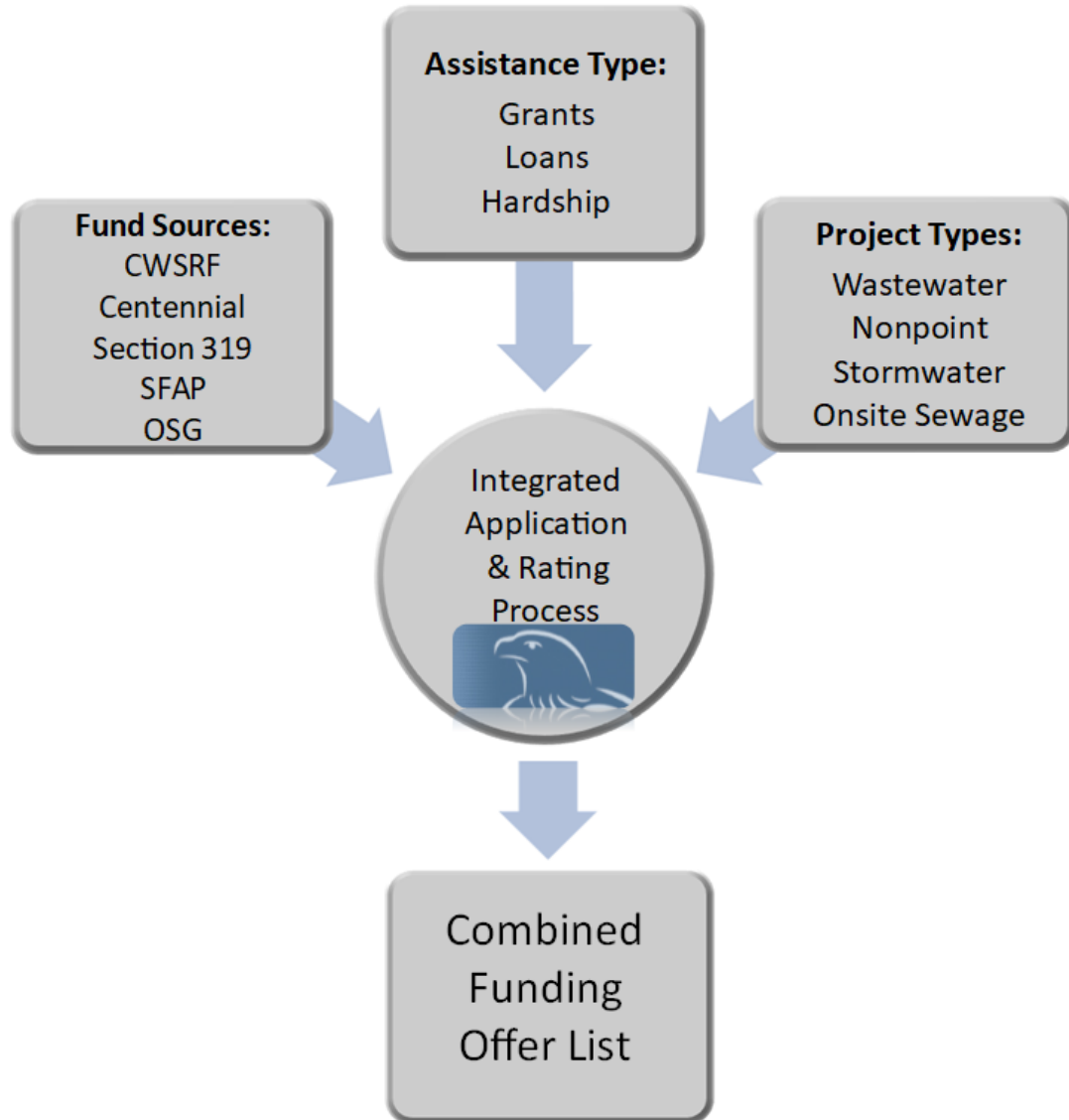
amanda.gillen@ecy.wa.gov



Grant and Loans updates

Jessica Schwing

Water Quality Combined Funding Program

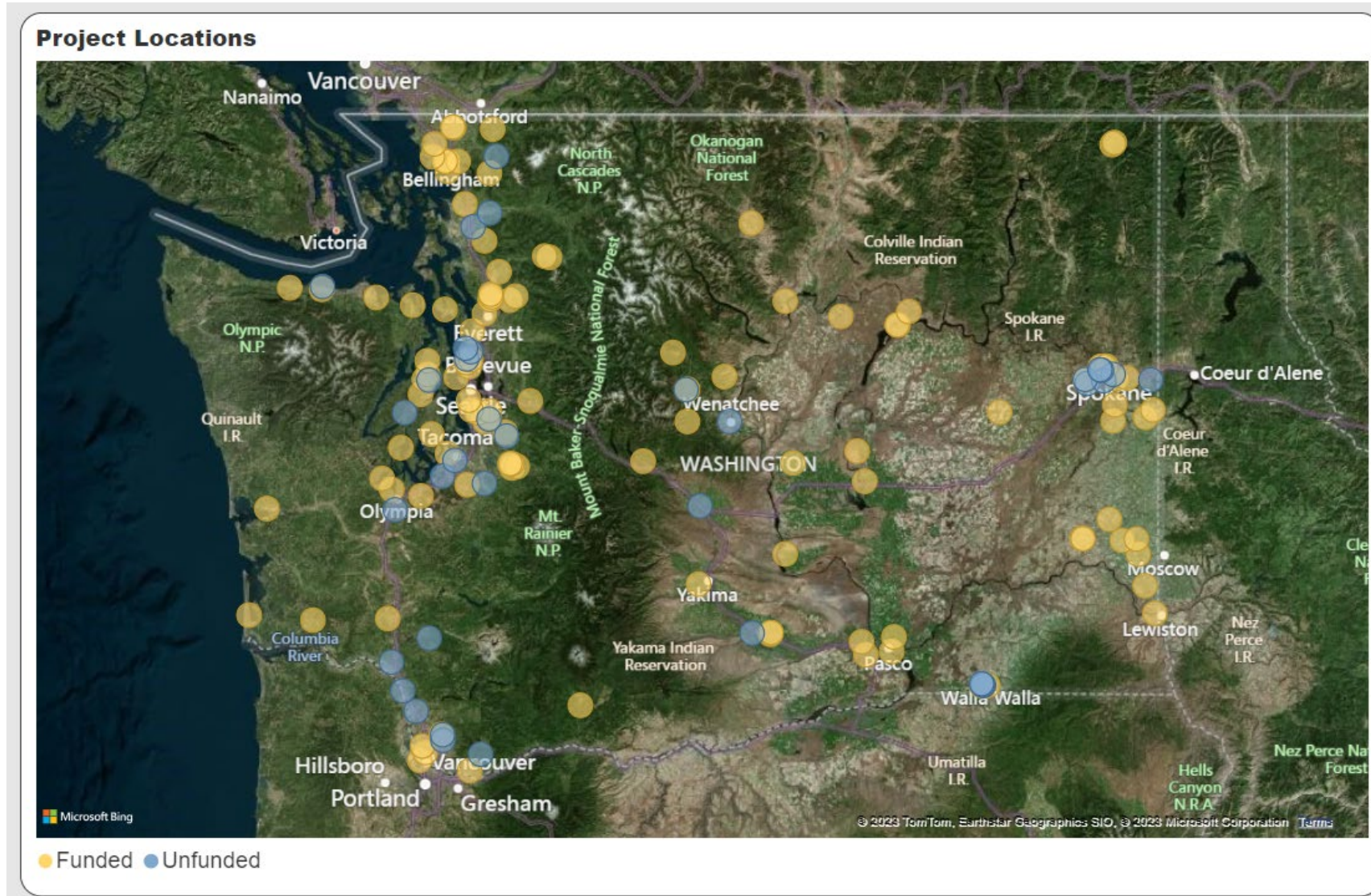


- Multiple water quality project types
- Multiple funding sources
- One application and offer list
 - Same scoring criteria
 - Specific tips and guidance for each project type

SFY24 Water Quality Combined Funding Awards

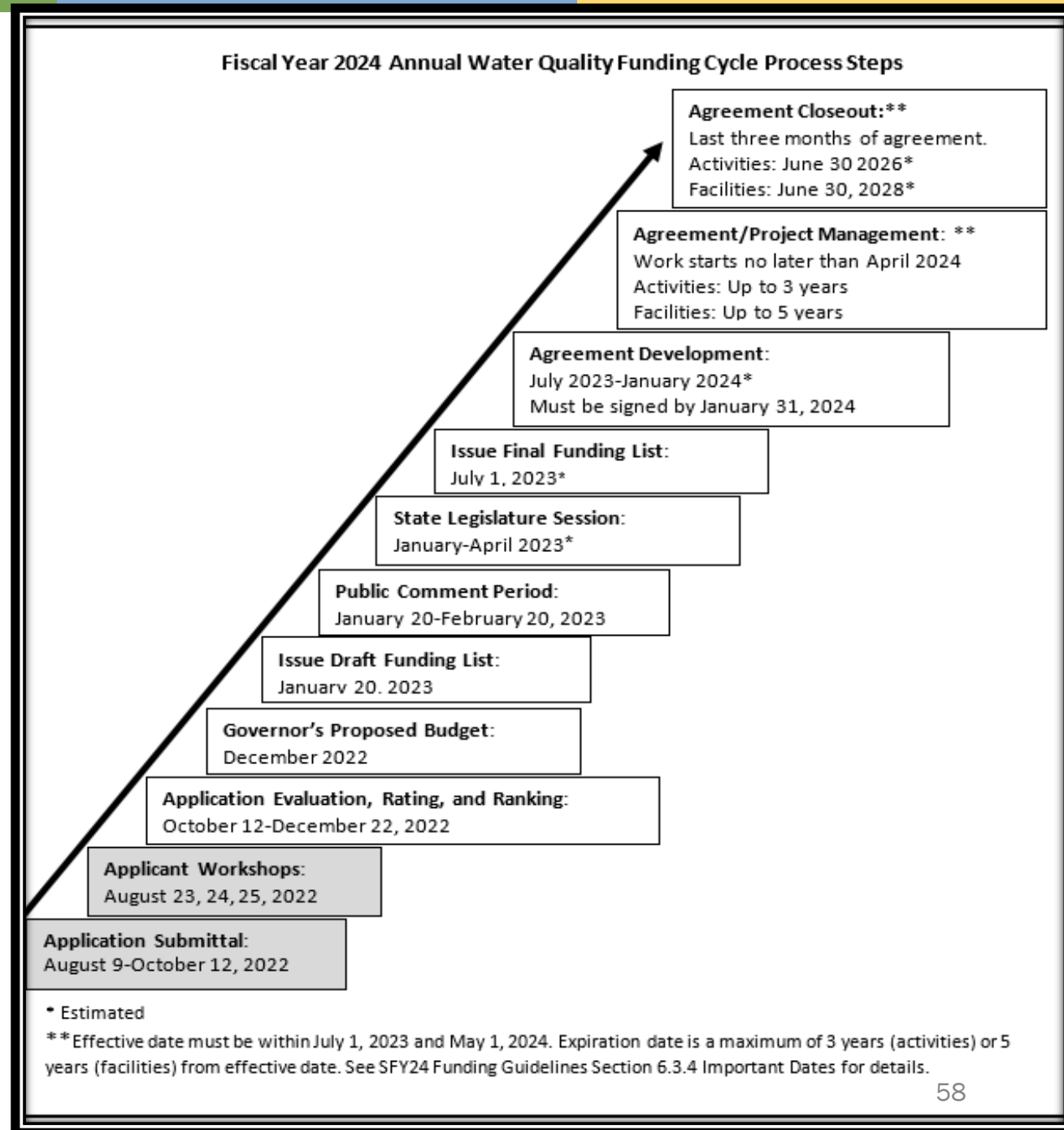
Category	Projects	CWSRF Standard Loan	CWSRF FP Loan	SFAP Grant	Centennial Grant	Section 319 Grant	OSG Grant	Total
Nonpoint Source Pollution Control Activity	33	\$11,250,000	\$3,750,000	\$0	\$10,153,533	\$1,805,280	\$0	\$26,958,813
Onsite Sewage System	4	\$8,800,000	\$1,200,000	\$0	\$6,914,645	\$0	\$0	\$16,914,645
Stormwater Activity	5	\$0	\$0	\$2,530,088	\$0	\$0	\$0	\$2,530,088
Stormwater Facility	43	\$9,875,673	\$3,040,232	\$41,436,851	\$0	\$0	\$0	\$54,352,756
Wastewater Facility-Hardship	22	\$9,991,043	\$14,878,905	\$0	\$3,441,919	\$0	\$1,025,214	\$29,337,081
Wastewater Facility	18	\$182,187,789	\$554,010	\$0	\$0	\$0	\$0	\$182,741,799
Wastewater Facility-Refinance	1	\$483,369	\$0	\$0	\$0	\$0	\$0	\$483,370
Totals	126	\$222,695,373	\$23,423,147	\$43,966,938	\$20,510,097	\$1,805,280	\$1,025,214	
Total Funding	\$313,318,549							

SFY24 Offer List - Map



Important Dates

- July 1, 2023: Funding “turns green”
- July 17th-20th Recipient Training Webinar Series
- August 22nd-24th SFY25 Application Workshops
- January 31st All Agreements Signed
- April 30, 2024: All projects have started work



For More Information:

- <https://ecology.wa.gov/About-us/Payments-contracts-grants/Grants-loans/Find-a-grant-or-loan/Water-Quality-Combined-Funding-Program/WQC-funding-cycle>
- [Washington Department of Ecology \(govdelivery.com\)](http://govdelivery.com)



DEPARTMENT OF
ECOLOGY
State of Washington

Watershed Management Update

Ben Rau

Melissa Gildersleeve



Chapter 11:
Livestock
Management-
Animal
Confinement,
Manure Handling, &
Storage

**Clean Water
Guidance for
Agriculture**



Clean Water Guidance

- Technical resource that outlines Best Management Practices (BMPs) that can be used by the agricultural community to protect water quality.
- Includes Ecology's BMP recommendations along with additional implementation considerations.
- Resource for Ecology's Water Quality Program – TMDLs, nonpoint efforts and funding program.
- Supports healthy farms while helping producers meet clean water standards.
- Complements existing guidance and meets Clean Water Act requirements.
- Provides assurances.



Chapter Structure

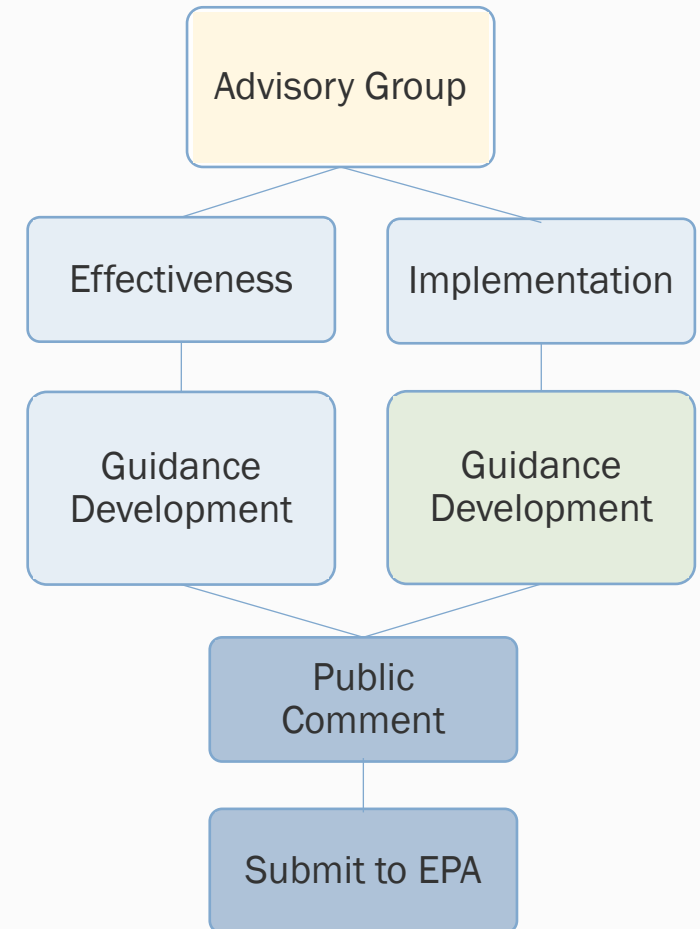
Each chapter includes:

- Effectiveness evaluation
 - Literature review
 - Anticipated BMP performance
- Implementation guidance & considerations
 - Cost
 - Challenges and opportunities
 - Case studies
- BMP recommendations – how practices should be implemented to best protect water quality



Development Process

- Chapters are developed in consultation with an advisory group.
- The advisory group is divided into two subgroups.
 - Effectiveness workgroup – focuses on the BMP evaluations and recommendations
 - Implementation workgroup – focuses on installation considerations
- Completed guidance goes through a public comment process and is submitted to EPA.



Chapter 11 Livestock Management— Animal Confinement, Manure Handling & Storage

Purpose of this chapter is to outline BMPs, that when implement, will help prevent negative impacts to water quality from:

- Animal confinement areas,
- Manure storage and
- Other high traffic areas used by livestock.



Chapter 11 Livestock Management— Animal Confinement, Manure Handling & Storage

Primarily source control BMPs:

- Prevent pollutants from being generated;
- Keep pollutants away from surface water;
- Prevent pollutants from coming into contact with water; or
- Designed to capture polluted runoff.

Ultimately, the goal is to prevent pollution from leaving the site or entering groundwater by locating confinement areas and waste storage facilities appropriately, diverting clean water from these areas and properly containing stormwater and leachate.



Scope

- Covered in Chapter 11:
 - Animal Confinement Areas;
 - Other High Trafficked Areas;
 - Waste Storage:
 - Solid Manure Storage
 - Liquid Manure Storage (above ground storage tanks)
- Lagoons will be covered separately (not included in this draft of chapter).
- Connected practices (will cover in more detail in other chapters):
 - Gutters and Downspouts
 - Stormwater BMPs
 - Vegetative Treatment Areas
 - Stormwater Basins



Key Recommendations

All four areas (Confinement areas, other heavy use areas, and waste storage facilities (solid and liquid)):

- Site selection – considering aspects such as soils, slope, surrounding drainage and proximity to surface waters or conduits to surface waters.
 - Locate outside of Riparian Management Zones and floodplains.
 - Locate on higher level surfaces
- Stormwater and drainage management – divert clean water and capture and treatment of polluted runoff.
- Site operation and maintenance – particularly manure collection and management.
- Use NRCS FOTGs/NRCS's Agricultural Waste Management Field Handbook for construction standards.

Additional Recommendations:

- Confinement and HUA-Stabilization of the area - determine the appropriate pad surface area and footing/bedding material.
- Manure Storage-Covering manure storage; secondary containment



Next Steps

- Comments due June 23rd
- Submit to EPA
- Begin work on the next sets of chapters
- Also note: Nonpoint Plan update and remaining chapters—2025.



Water Quality Standards rule

- Outstanding Resource Waters
- Aquatic Life Toxics Criteria
- Natural Conditions

Water Quality Standards rule

- Outstanding Resource Waters
- Aquatic Life Toxics Criteria
- Natural Conditions


Water Quality Standards rule

Outstanding Resource Waters

- Pulling together the following for a CR 102-Public Draft Rule
 1. Rule language
 2. Technical Support Document
 3. PRA
 4. Variety of additional documents to support internal process and APA
- Planning - formal public review August/September




Soap Lake



Green River



Cascade River



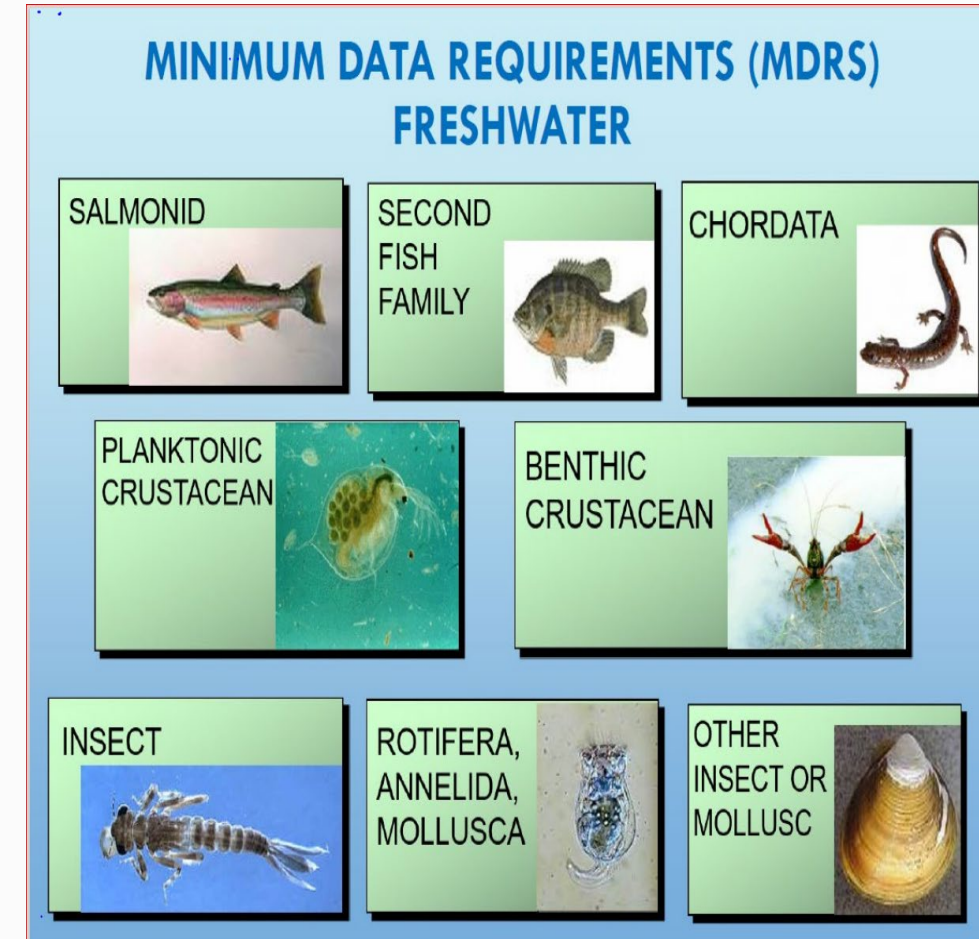
Napeequa River

Water Quality Standards rule

Aquatic Life Toxics Criteria Webinar

April 2023 Webinar

- Deriving aquatic life toxics criteria including model-based criteria
- Clean Water Act versus Endangered Species Act protection levels in context of criteria development
- Preliminary approach to criteria development for pollutants with Endangered Species Act jeopardy calls



Water Quality Standards rule

Aquatic Life Toxics Criteria

- Pulling together draft recommendations and all the documentations for a proposed rule package



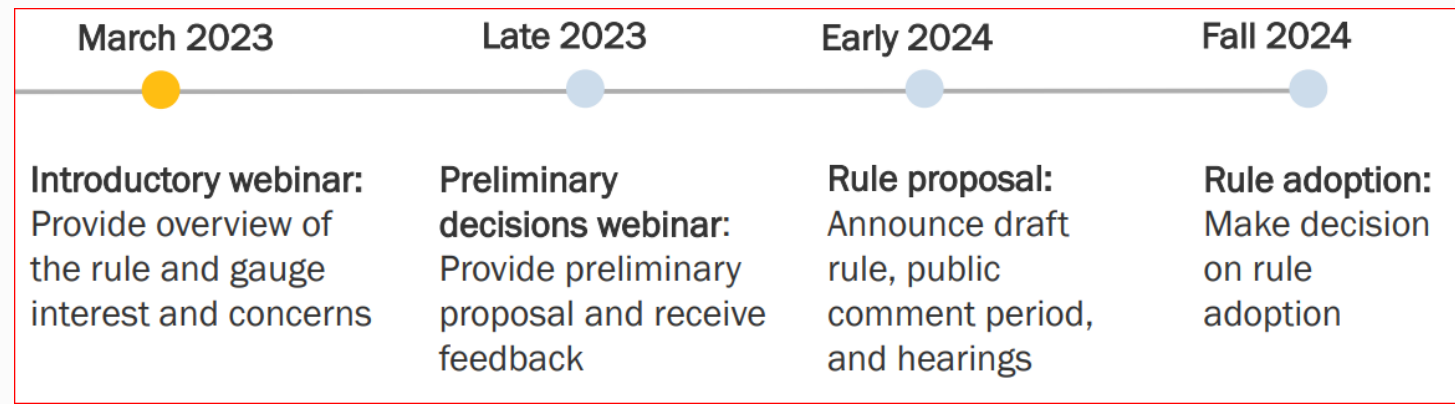
Water Quality Standards rule

Natural Conditions

March webinar to kick off formal rule

Goals:

- Craft EPA-approvable rule to reinstate our ability to apply natural conditions.
- Revise rule in a way that concurs, as much as possible, with how we previously applied natural conditions.
- Increase clarity and transparency on the process we use to determine natural conditions in surface waters



Litigation (not permit)

EPA Litigation related to Washington Programs

1. 303(d) Pace Case


- TMDLs

- 303d list

2. Puget Sound Nutrient TMDLS

3. Spokane PCB TMDL

4. Toxics Aquatic Life Criteria rule petition

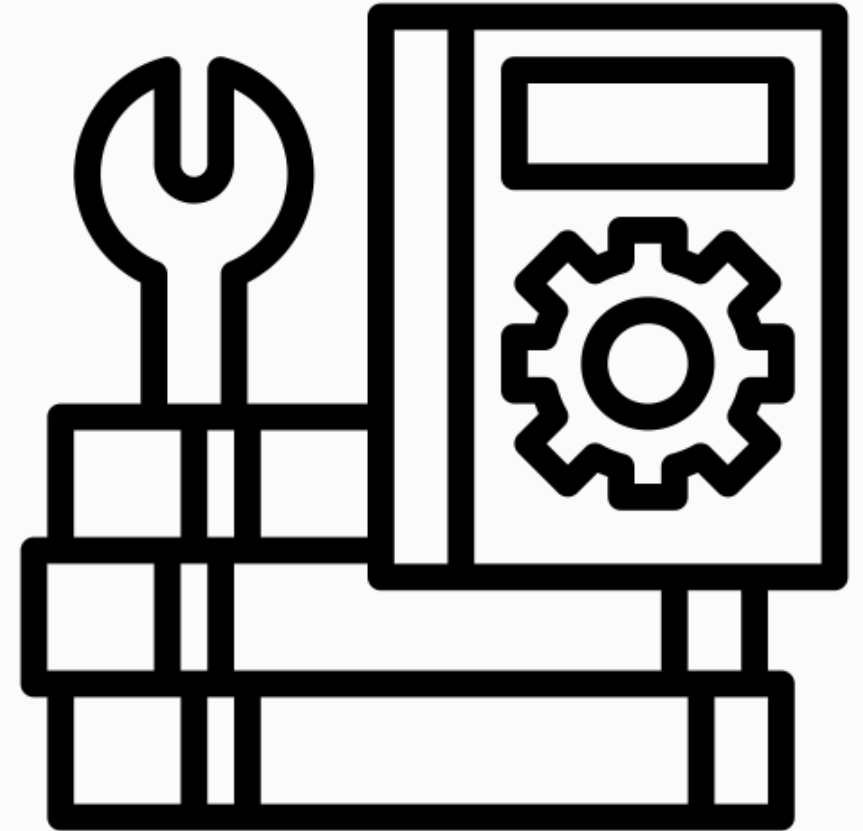


General Permit Updates

Lucienne Banning

Criteria for Sewage Works Design Manual (Orange Book) Contact: Foroozan Labib

- Updated two chapters
- Created a new chapter
- “Light” formatting



Irrigation System Aquatic Weed Control

Permit Writer: Danielle Edelman

Anticipated Issuance

- July 19, 2023

Anticipated Effective

- TBD



South Columbia Irrigation District Canal,
Photo credit: Danielle Edelman, Ecy



Aquatic & Invasive Species Control*




Permit Writer: Shawn Ultican

Anticipated Issuance

- June 28, 2023

Anticipated Effective

- July 28, 2023



*three previously issued permits combined into one

Upcoming/Ongoing activities

Vessel Deconstruction Issuance

Permit writer: Eric Daiber

- Anticipated 2023



Elusive Dream deconstruction (captain's quarters)
Photo credit: Eric Daiber, Ecy





Elusive Dream deconstruction
Photo credit: Eric Daiber, Ecy

Upcoming/Ongoing activities

CAFO & PSNGP - Active Permits

Permit writers: Heather Patt, and
Vacant (Ellie Ott supporting)

- Both still under appeal



Upcoming/Ongoing activities

MS4 Permit Draft Comments

Permit writers: Abbey Stockwell & Amy Waterman


- Prelim: Feb. 23 - Mar. 23, 2023
- Formal: Aug. 16 – Nov. 10, 2023





DEPARTMENT OF
ECOLOGY
State of Washington

Roundtable



Wrap up

Colleen Keltz



Thank you

See you next time!



ADA Accessibility

The Department of Ecology is committed to providing people with disabilities access to information and services by meeting or exceeding the requirements of the Americans with Disabilities Act (ADA), Section 504 and 508 of the Rehabilitation Act, and Washington State Policy #188.

To request an ADA accommodation, contact Ecology by phone at 360-407-6831 or email at ecyadacoordinator@ecy.wa.gov. For Washington Relay Service or TTY call 711 or 877-833-6341. Visit [Ecology's website](#) for more information.